



West Contra Costa USD

Presentation to the Facilities Subcommittee
October 9, 2012



1333 Broadway, Suite 1000, Oakland, CA 94612

phone 510-839-8200 fax 510-208-8282

public finance

A Division of Zions First National Bank

Fontana USD Bond Program



Fontana USD Pricing









Results



Bid Range



[1] Due to differences in structure, bid TICs are not directly comparable between series.



CIB Results

2012 General Obligation Refunding Bonds

MATURITY	\$ AMOUNT	RATE	BASIS/YIELD	SPREAD
08/01/2013	2,100,000	2.000	0.400	0.20
08/01/2014	1,035,000	2.000	0.550	0.25
08/01/2015	2,070,000	3.000	0.650	0.29
08/01/2016	2,445,000	3.000	0.750	0.29
08/01/2017	2,775,000	3.000	1.000	0.38
08/01/2018	3,180,000	5.000	1.200	0.41
08/01/2019	3,570,000	5.000	1.500	0.48
08/01/2020	3,980,000	4.000	4.830	0.55
08/01/2021	4,400,000	4.000	2.150	0.64
08/01/2022	4,810,000	4.000	2.400	0.71
08/01/2023	5,290,000	4.000	2.550	0.73
08/01/2024	5,810,000	4.000	2.650	0.75
08/01/2025	6,355,000	5.000	2.550	0.58
08/01/2026	6,980,000	5.000	2.620	0.58
08/01/2027	7,695,000	5.000	2.700	0.59
08/01/2028	8,425,000	3.000	3.200	1.03
08/01/2029	6,195,000	3.125	3.250	1.02
08/01/2030	700,000	3.250	3.300	1.01
08/01/2031	300,000	3.250	3.350	1.00

SYNDICATE	DOLLAR BID	TIC
Raymond James MK (Lead Underwriter)*	110.3195455	2.9071%
BA Merrill Lynch (Alone)	110.7762443	2.9182%
Morgan Stanley (Alone)	103.7876837	2.9397%
Barclays Capital (Lead Underwriter)**	110.5441997	3.033%
Citigroup (Alone)	114.0563322	3.1502%
Wells Fargo Secs (Alone)	113.5939833	3.162%



CAB Results

MATURITY	\$ AMOUNT	RATE	BASIS/YIELD	SPREAD
08/01/2030	\$1,164,380.00	0	5.000	2.71
08/01/2031	1,098,188.00	0	5.050	2.70
08/01/2033	4,338,936.00	0	5.200	2.71
08/01/2034	4,436,320.00	0	5.350	2.78
08/01/2035	4,399,596.00	0	5.400	2.75
08/01/2036	4,219,565.00	0	5.550	2.83
08/01/2037	4,150,632.00	0	5.600	2.81
08/01/2038	4,069,116.00	0	5.650	2.84
08/01/2039	3,997,249.00	0	5.680	2.85
08/01/2040	3,948,188.00	0	5.700	2.86
08/01/2041	3,878,536.00	0	5.730	2.88
08/01/2042	3,440,814.00	0	5.750	2.89
08/01/2043				

SYNDICATE	DOLLAR BID	TIC
Citigroup (Alone)	23.99374414	5.5891%
Barclays Capital (Lead Underwriter)*	22.33729048	5.8773%
Morgan Stanley (Alone)	22.05254546	5.9291%
BA Merrill Lynch (Alone)	21.71848612	5.9907%

* Siebert Brandford (Co-Manager).



Other Considerations